

Silicon Diode

BY8416

16kV/3mA

DATASHEET

OEM – Philips

Source: Philips Databook 1999

Fast high-voltage soft-recovery rectifiers**BY8400 series****FEATURES**

- Glass passivated
- High maximum operating temperature
- Low leakage current
- Excellent stability
- Soft-recovery switching characteristics
- Compact construction.

APPLICATIONS

- For colour television and monitors up to 25 kHz
- High-voltage applications for:
 - Multipliers
 - Slot-wound diode-split-transformers.

DESCRIPTION

Rugged glass package, using a high temperature alloyed construction.

This package is hermetically sealed and fatigue free as coefficients of expansion of all used parts are matched.

The package is designed to be used in an insulating medium such as resin, oil or SF₆ gas.

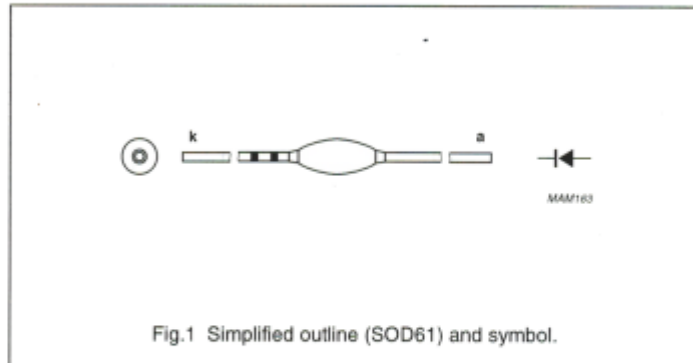


Fig.1 Simplified outline (SOD61) and symbol.

MARKING**Cathode band colour codes**

TYPE NUMBER	PACKAGE CODE	INNER BAND	OUTER BAND
BY8404	SOD61AB	black	black
BY8406	SOD61AC	black	green
BY8408	SOD61AD	black	red
BY8410	SOD61AE	black	violet
BY8412	SOD61AF	black	orange
BY8414	SOD61AG	black	lilac
BY8416	SOD61AH	black	grey
BY8418	SOD61AI	black	brown
BY8420	SOD61AJ	black	dark blue
BY8424	SOD61AK	black	no band

Note: The inner and outer band are probably inverted according to the global databook reference table Databook SC11, Philips Power Diodes 1998 Dec 07, Page 64 in reference to other diode types from the same family

Power Diodes

Marking codes

TYPE NUMBER TO MARKING CODE

TYPE NUMBER	MARKING CODE	PACKAGE
1N4001G	1N4001 PH	SOD57
1N4002G	1N4002 PH	SOD57
1N4003G	1N4003 PH	SOD57
1N4004G	1N4004 PH	SOD57
1N4005G	1N4005 PH	SOD57
1N4006G	1N4006 PH	SOD57
1N4007G	1N4007 PH	SOD57
1N4001ID	1N4001	SOD81
1N4002ID	1N4002	SOD81
1N4003ID	1N4003	SOD81
1N4004ID	1N4004	SOD81
1N4005ID	1N4005	SOD81
1N4006ID	1N4006	SOD81
1N4007ID	1N4007	SOD81
1N5059	1N5059 PH	SOD57
1N5060	1N5060 PH	SOD57
1N5061	1N5061 PH	SOD57
1N5062	1N5062 PH	SOD57
1N5817	1N5817	SOD81
1N5818	1N5818	SOD81
1N5819	1N5819	SOD81
BAQ800	BAQ800-PH	SOD81
BAQ806	BAQ 806 PH	SOD106
BAT120A	AT120A	SOT223
BAT120C	AT120C	SOT223
BAT120S	AT120S	SOT223
BAT140A	AT140A	SOT223
BAT140C	AT140C	SOT223
BAT140S	AT140S	SOT223
BAT160A	AT160A	SOT223
BAT140C	AT160C	SOT223
BAT140S	AT160S	SOT223
BY228	BY228 PH	SOD64
BY278	BY278 PH	SOD64
BY328	BY328 PH	SOD64
BY428	BY428 PH	SOD64
BY448	BY448 PH	SOD57
BY505	black	SOD61A
BY527	BY527 PH	SOD57

TYPE NUMBER	MARKING CODE	PACKAGE
BY558	BY558 PH	SOD115
BY578	BY578 PH	SOD115
BY584	orange	SOD61A
BY614	black	SOD61H2
BY8004	violet+black	SOD61AC
BY8006	violet+green	SOD61AD
BY8008	violet+red	SOD61AE
BY8010	violet+violet	SOD61AF
BY8012	violet+orange	SOD61AH
BY8014	violet+lilac	SOD61AI
BY8016	violet+grey	SOD61AJ
BY8104	orange+black	SOD61AC
BY8106	orange+green	SOD61AD
BY8108	orange+red	SOD61AE
BY8110	orange+violet	SOD61AF
BY8112	orange+orange	SOD61AH
BY8114	orange+lilac	SOD61AI
BY8116	orange+grey	SOD61AJ
BY8206	green+green	SOD118A
BY8208	green+red	SOD118A
BY8210	green+violet	SOD118B
BY8212	green+orange	SOD118B
BY8404	black+black	SOD61AB
BY8406	black+green	SOD61AC
BY8408	black+red	SOD61AD
BY8410	black+violet	SOD61AE
BY8412	black+orange	SOD61AF
BY8414	black+lilac	SOD61AG
BY8416	black+grey	SOD61AH
BY8418	black+brown	SOD61AI
BY8420	black+blue	SOD61AJ
BY8424	black	SOD61AK
BY9206	light blue+green	SOD118A
BY9208	light blue+red	SOD118A
BY9210	light blue+violet	SOD118B
BY9212	light blue+orange	SOD118B
BY9304	white	SOD118A
BY9306	white+green	SOD118A
BY9308	white+red	SOD118A

Fast high-voltage soft-recovery rectifiers

BY8400 series

LIMITING VALUES

In accordance with the Absolute Maximum Rating System (IEC 134).

SYMBOL	PARAMETER	CONDITIONS	MIN.	MAX.	UNIT
V_{RSM}	non-repetitive peak reverse voltage				
	BY8404		-	5	kV
	BY8406		-	8	kV
	BY8408		-	10	kV
	BY8410		-	12	kV
	BY8412		-	14	kV
	BY8414		-	17	kV
	BY8416		-	19	kV
	BY8418		-	22	kV
	BY8420		-	24	kV
BY8424		-	30	kV	
V_{RRM}	repetitive peak reverse voltage				
	BY8404		-	5	kV
	BY8406		-	8	kV
	BY8408		-	10	kV
	BY8410		-	12	kV
	BY8412		-	14	kV
	BY8414		-	17	kV
	BY8416		-	19	kV
	BY8418		-	22	kV
	BY8420		-	24	kV
BY8424		-	30	kV	
V_{RW}	working reverse voltage				
	BY8404		-	4	kV
	BY8406		-	6	kV
	BY8408		-	8	kV
	BY8410		-	10	kV
	BY8412		-	12	kV
	BY8414		-	14	kV
	BY8416		-	16	kV
	BY8418		-	18	kV
	BY8420		-	20	kV
BY8424		-	24	kV	

Fast high-voltage soft-recovery rectifiers

BY8400 series

SYMBOL	PARAMETER	CONDITIONS	MIN.	MAX.	UNIT
$I_{F(AV)}$	average forward current	averaged over any 20 ms period; see Figs 2 to 11			
	BY8404		–	20	mA
	BY8406		–	10	mA
	BY8408		–	5	mA
	BY8410		–	5	mA
	BY8412		–	5	mA
	BY8414		–	5	mA
	BY8416		–	3	mA
	BY8418		–	3	mA
	BY8420		–	3	mA
BY8424		–	3	mA	
I_{FRM}	repetitive peak forward current	note 1	–	500	mA
T_{stg}	storage temperature		–65	+120	°C
T_j	junction temperature		–65	+120	°C

Note

1. Withstands peak currents during flash-over in a picture tube.

Fast high-voltage soft-recovery rectifiers

BY8400 series

ELECTRICAL CHARACTERISTICS

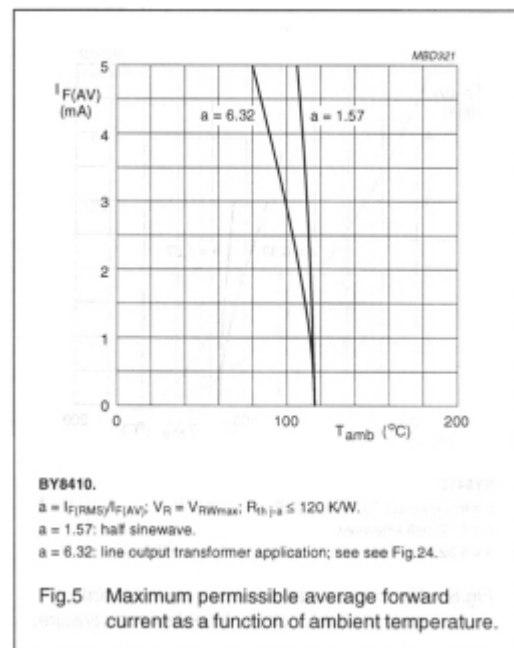
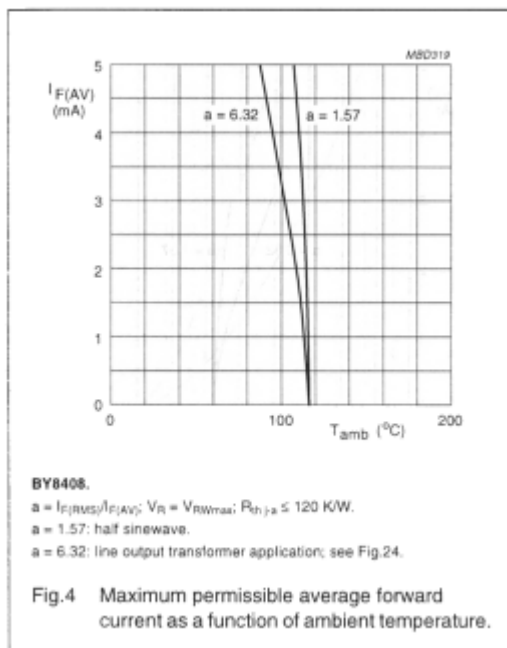
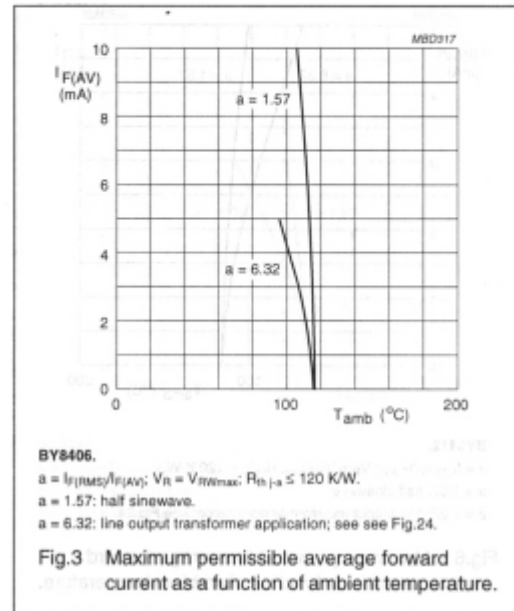
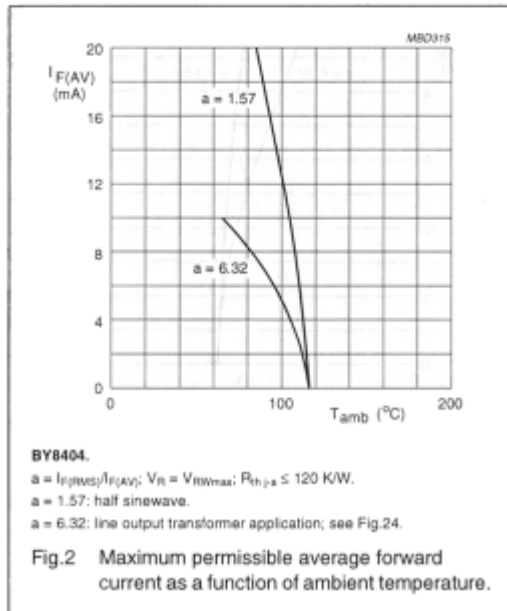
 $T_J = 25\text{ }^\circ\text{C}$; unless otherwise specified.

SYMBOL	PARAMETER	CONDITIONS	MIN.	TYP.	MAX.	UNIT
V_F	forward voltage	$I_F = 100\text{ mA}$; $T_J = T_{J\text{max}}$; see Figs 12 to 21	-	-	20	V
	BY8404				25	V
	BY8406				35	V
	BY8408				42	V
	BY8410				52	V
	BY8412				60	V
	BY8414				70	V
	BY8416				77	V
	BY8418				88	V
	BY8420				98	V
I_R	reverse current	$V_R = V_{RW\text{max}}$; $T_J = 120\text{ }^\circ\text{C}$	-	-	3	μA
Q_r	recovery charge	when switched from $I_F = 100\text{ mA}$ to $V_R \geq 100\text{ V}$ and $di_F/dt = -200\text{ mA}/\mu\text{s}$; see Fig.22	-	-	1	nC
t_f	fall time	when switched from $I_F = 100\text{ mA}$ to $V_R \geq 100\text{ V}$ and $di_F/dt = -200\text{ mA}/\mu\text{s}$; see Fig.22	100	-	-	ns
t_{rr}	reverse recovery time	when switched from $I_F = 2\text{ mA}$ to $I_R = 4\text{ mA}$; measured at $I_R = 1\text{ mA}$; see Fig.23	-	-	100	ns
C_d	diode capacitance	$V_R = 0\text{ V}$; $f = 1\text{ MHz}$	-	1.20	-	pF
	BY8404			0.80	-	pF
	BY8406			0.60	-	pF
	BY8408			0.50	-	pF
	BY8410			0.40	-	pF
	BY8412			0.35	-	pF
	BY8414			0.30	-	pF
	BY8416			0.28	-	pF
	BY8418			0.28	-	pF
	BY8420			0.28	-	pF

Fast high-voltage soft-recovery rectifiers

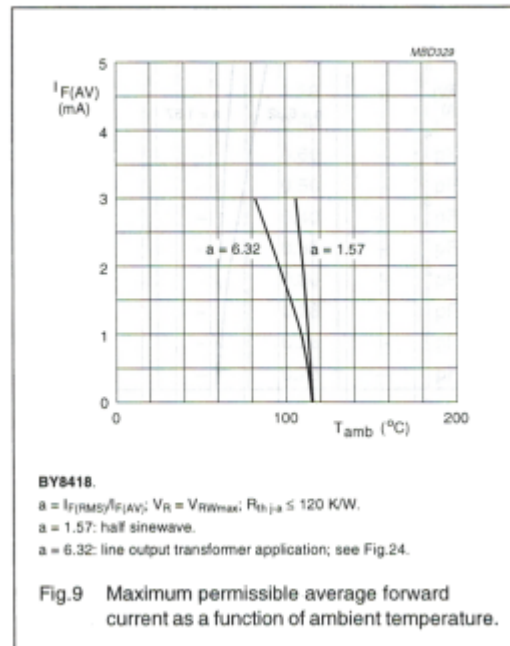
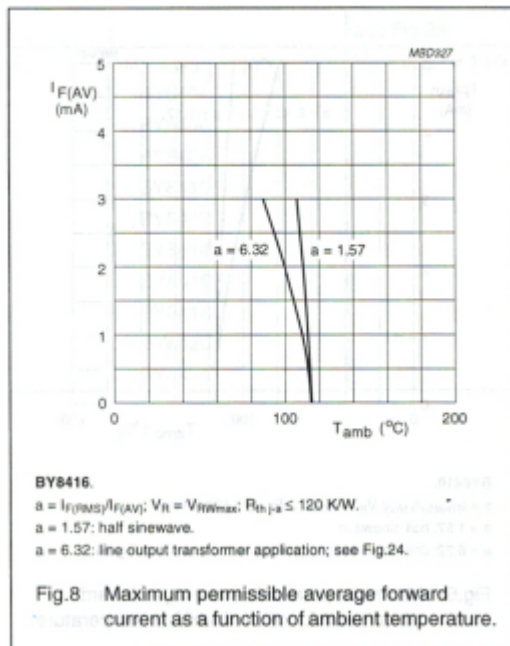
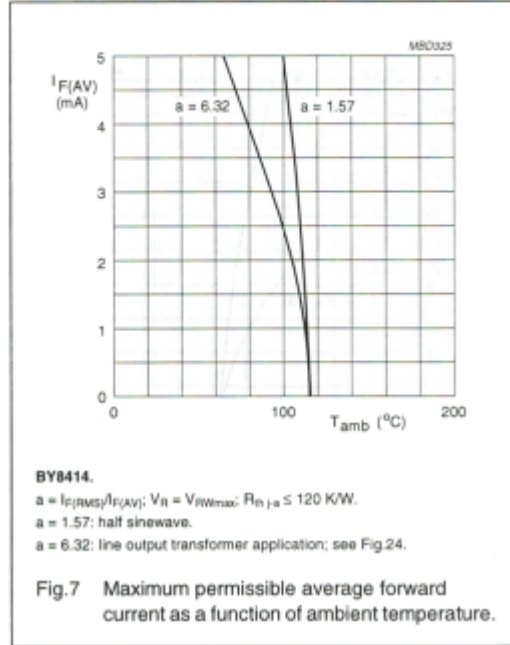
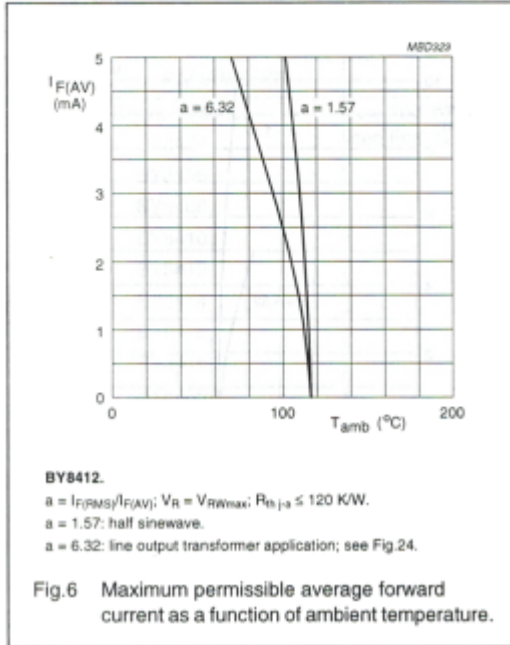
BY8400 series

GRAPHICAL DATA



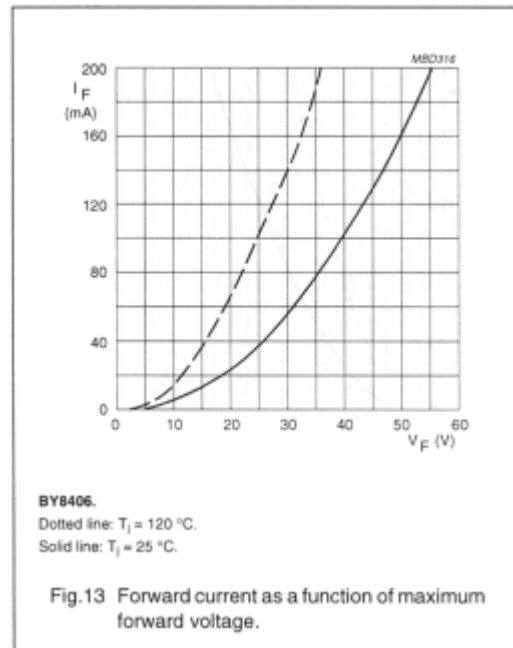
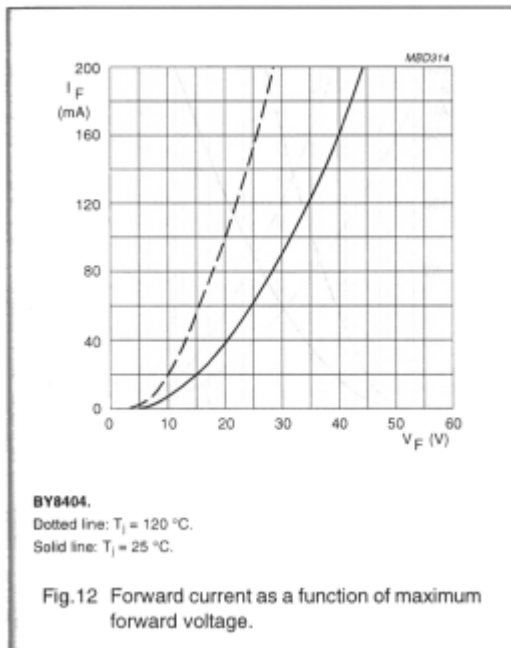
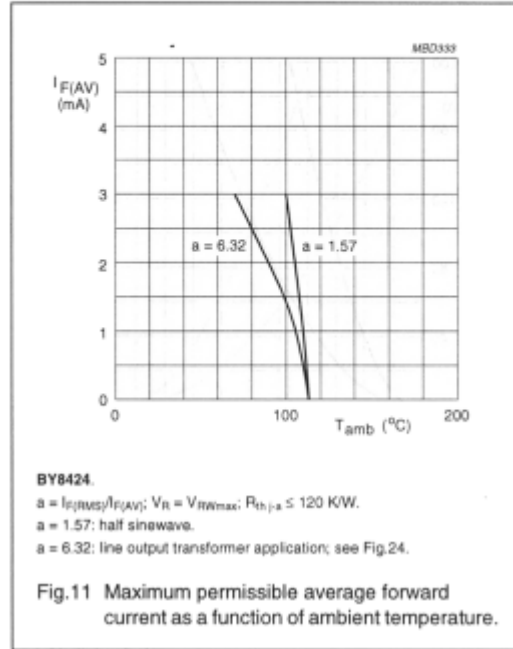
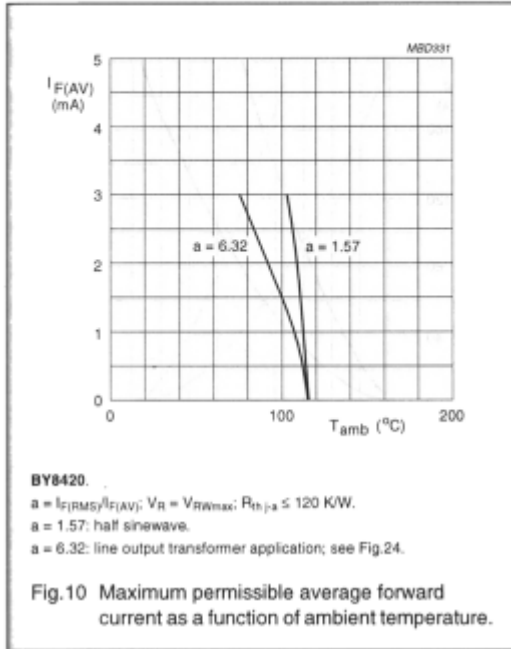
Fast high-voltage soft-recovery rectifiers

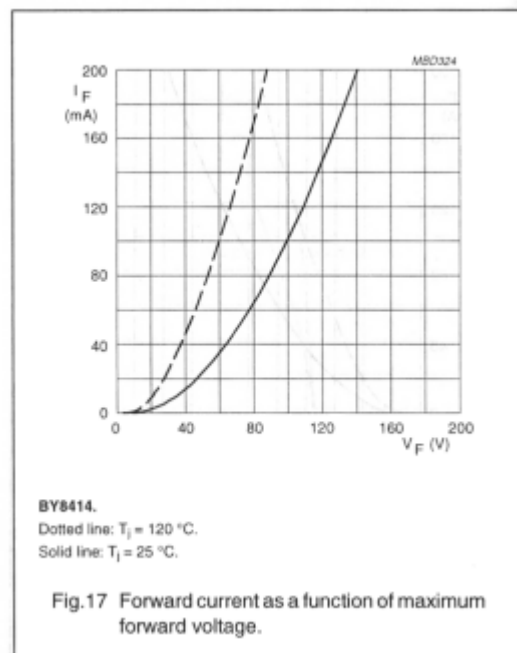
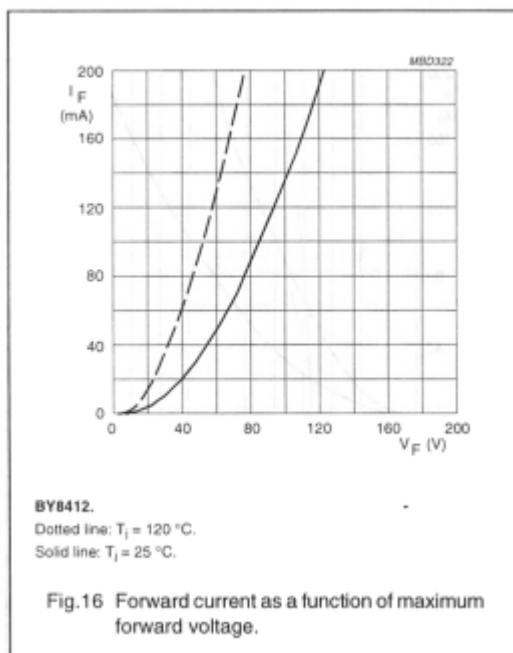
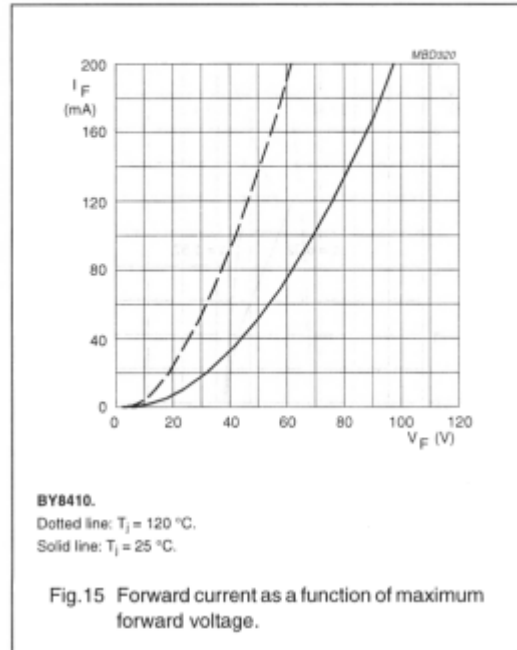
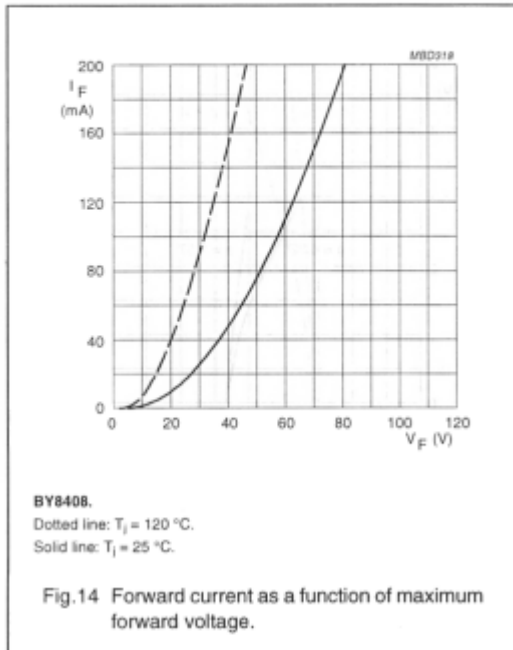
BY8400 series



Fast high-voltage soft-recovery rectifiers

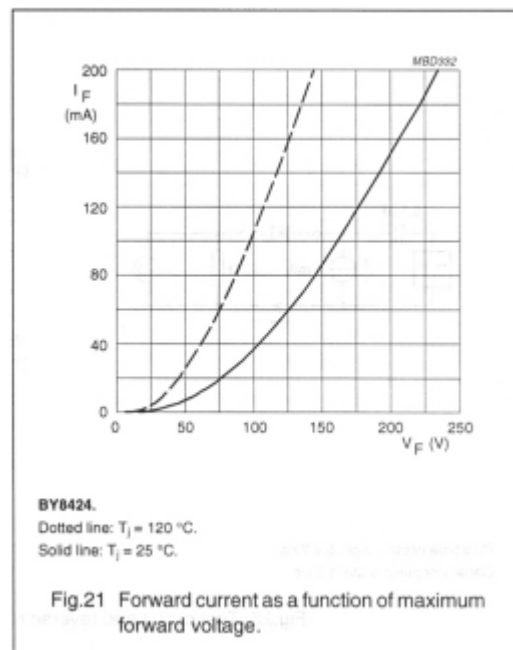
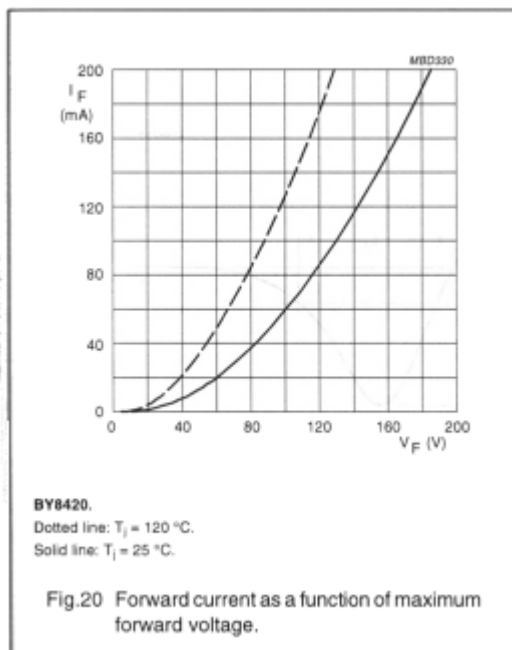
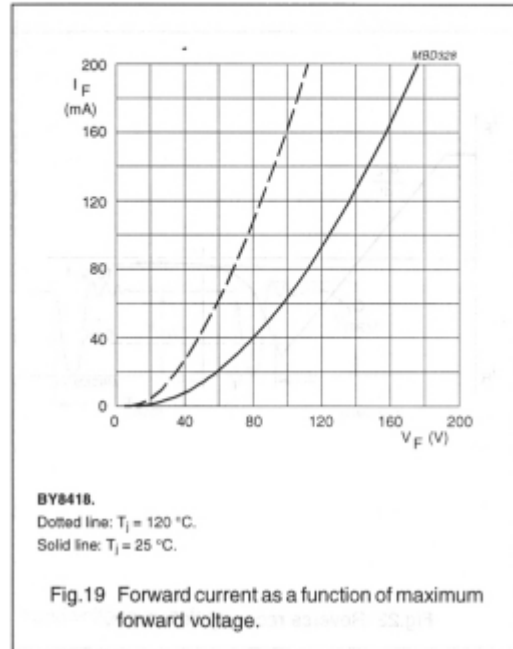
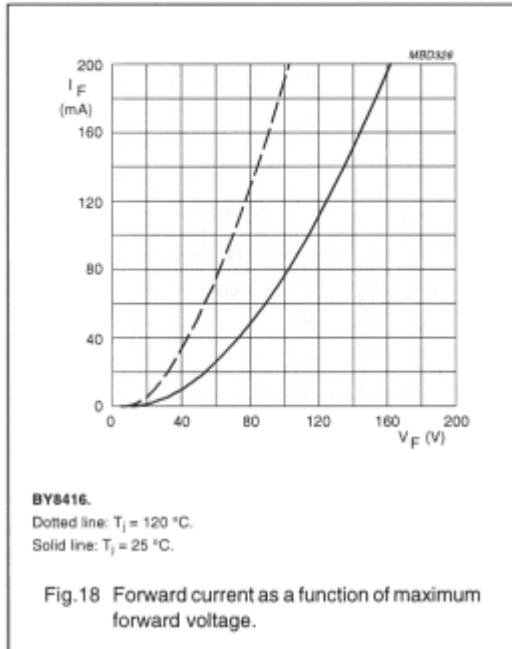
BY8400 series



Fast high-voltage soft-recovery rectifiers **BY8400 series**

Fast high-voltage soft-recovery rectifiers

BY8400 series



Fast high-voltage soft-recovery rectifiers

BY8400 series

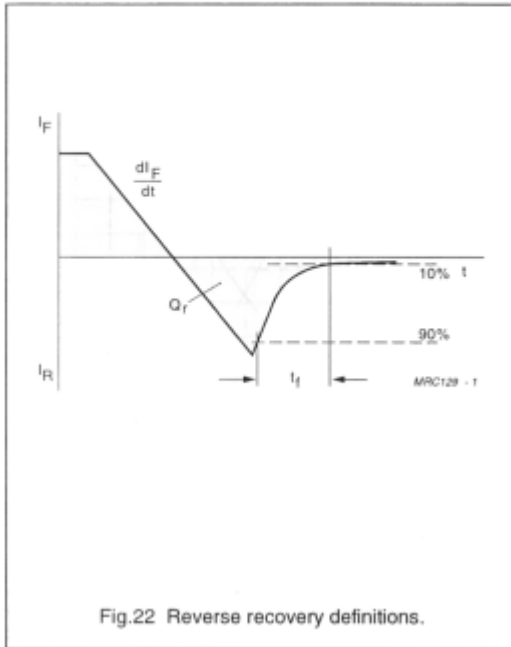
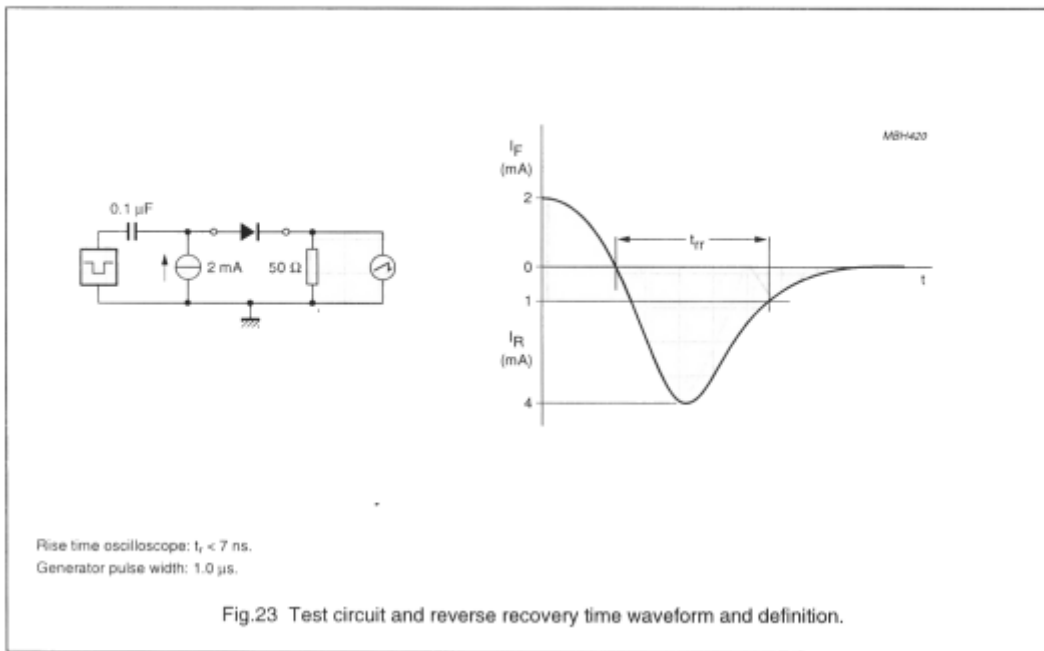


Fig.22 Reverse recovery definitions.



Rise time oscilloscope: $t_r < 7$ ns.
 Generator pulse width: 1.0 μs .

Fig.23 Test circuit and reverse recovery time waveform and definition.

Fast high-voltage soft-recovery rectifiers

BY8400 series

APPLICATION INFORMATION

