

# Germanium Diode

## **AA133**

130V / 50mA

# DATASHEET

OEM – Telefunken

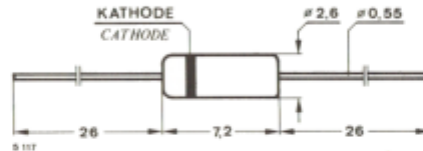
Source: Telefunken Databook 1977

**AA 133****Germanium-Spitzendiode  
Germanium point contact diode**

**Anwendungen:** Allgemein, für hohe Betriebsspannungen.

**Applications:** General purpose, for high supply voltages.

**Abmessungen in mm  
Dimensions in mm**



Normgehäuse  
Case  
51 A 2 DIN 41 880  
JEDEC DO 7  
Gewicht · Weight  
max. 0,2 g

Absolute Grenzdaten Absolute maximum ratings	$t_{amb}$	25 °C		60 °C	
		Stoßsperrspannung Surge reverse voltage	$U_{RSM}$	150	120
Periodische Spitzensperrspannung Repetitive peak reverse voltage	$U_{RRM}$	140	110	V	
Sperrspannung Reverse voltage	$U_R$	130	100	V	
Stoßdurchlaßstrom Surge forward current	$I_{FSM}$	500	500	mA	
Periodischer Durchlaßspitzenstrom Repetitive peak forward current	$I_{FRM}$	150	80	mA	
Durchlaßstrom Forward current	$I_F$	50	25	mA	
Durchlaßstrom, Mittelwert Average forward current					
$U_R = 0$	$I_{FAV}$	50	20	mA	
$u_m = U_{RRM}$	$I_{FAV}$	12	5	mA	
Sperrschichttemperatur Junction temperature	$t_j$		100	°C	
Lagerungstemperaturbereich Storage temperature range	$t_{stg}$		-55...+100	°C	

## AA 133

---

### Wärmewiderstand Thermal resistance

Min. Typ. Max.

Sperrschicht-Umgebung  
Junction ambient

$l = 4 \text{ mm}$ ,  $i_L = \text{konstant}$   
*constant*

$R_{thJA}$

400 °C/W

### Kenngrößen Characteristics

$t_j = 25^\circ\text{C}$

Durchlaßspannung  
Forward voltage

$I_F = 0,1 \text{ mA}$

$U_F$

0,17

V

$I_F = 10 \text{ mA}$

$U_F$

1,35

1,8

V

$I_F = 50 \text{ mA}$

$U_F^{1)}$

3,2

V

Sperrstrom

Reverse current

$U_R = 3 \text{ V}$

$I_R$

4

$\mu\text{A}$

$U_R = 10 \text{ V}$

$I_R$

6

15

$\mu\text{A}$

$U_R = 100 \text{ V}$

$I_R$

55

160

$\mu\text{A}$

$U_R = 130 \text{ V}$

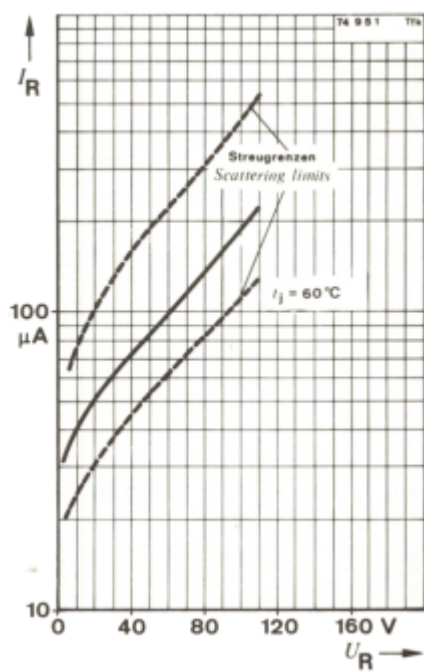
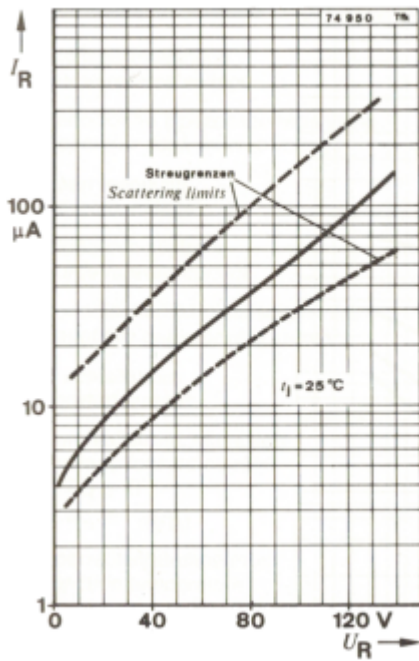
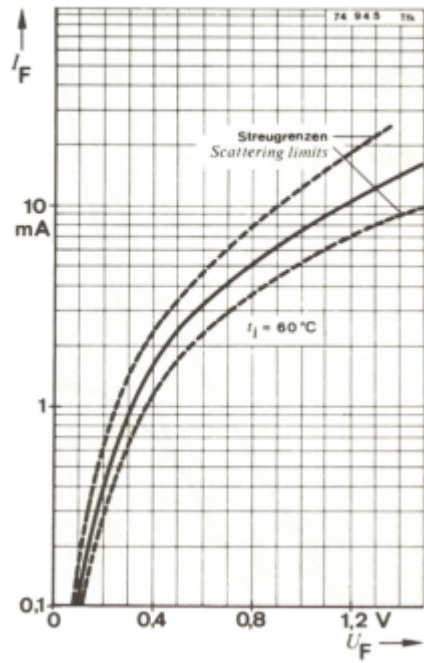
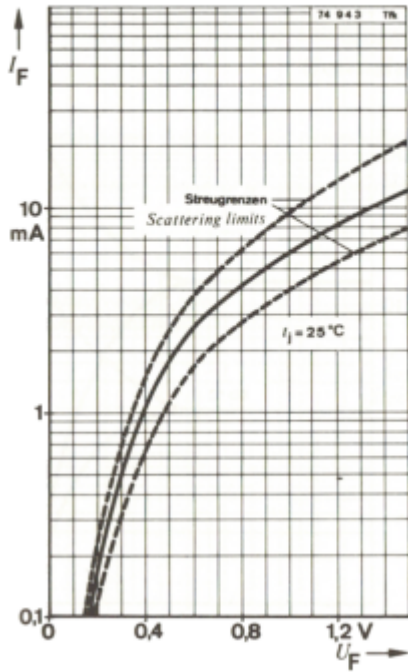
$I_R$

110

$\mu\text{A}$

<sup>1)</sup>  $\frac{t_p}{T} = 0,01$ ,  $t_p = 0,3 \text{ ms}$

# AA 133



# AA 133

