

Silicon Diode

BYV29-300

300V/9A

DATASHEET

OEM – Philips

Source: Philips Databook 1999

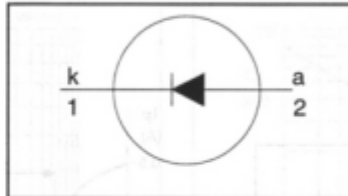
Rectifier diodes ultrafast

BYV29 series

FEATURES

- Low forward volt drop
- Fast switching
- Soft recovery characteristic
- High thermal cycling performance
- Low thermal resistance

SYMBOL



QUICK REFERENCE DATA

$$V_R = 300 \text{ V} / 400 \text{ V} / 500 \text{ V}$$

$$V_F \leq 1.03 \text{ V}$$

$$I_{F(AV)} = 9 \text{ A}$$

$$t_{rr} \leq 60 \text{ ns}$$

GENERAL DESCRIPTION

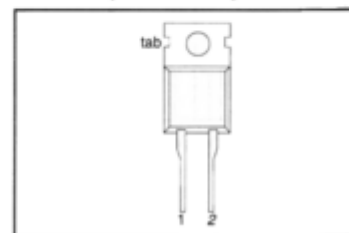
Ultra-fast, epitaxial rectifier diodes intended for use as output rectifiers in high frequency switched mode power supplies.

The BYV29 series is supplied in the conventional leaded SOD59 (TO220AC) package.

PINNING

PIN	DESCRIPTION
1	cathode
2	anode
tab	cathode

SOD59 (TO220AC)



LIMITING VALUES

Limiting values in accordance with the Absolute Maximum System (IEC 134).

SYMBOL	PARAMETER	CONDITIONS	MIN.	MAX.			UNIT
				-300	-400	-500	
V_{RRM}	Peak repetitive reverse voltage	BYV29	-	300	400	500	V
V_{RWM}	Crest working reverse voltage		-	300	400	500	V
V_R	Continuous reverse voltage		-	300	400	500	V
$I_{F(AV)}$	Average forward current ¹		square wave; $\delta = 0.5$; $T_{mb} \leq 123 \text{ }^\circ\text{C}$	-	9		
I_{FRM}	Repetitive peak forward current	$t = 25 \text{ } \mu\text{s}$; $\delta = 0.5$; $T_{mb} \leq 123 \text{ }^\circ\text{C}$	-	18			A
I_{FSM}	Non-repetitive peak forward current.	$t = 10 \text{ ms}$	-	100			A
		$t = 8.3 \text{ ms}$ sinusoidal; with reapplied $V_{RRM(max)}$	-	110			A
T_{stg}	Storage temperature		-40	150			$^\circ\text{C}$
T_j	Operating junction temperature		-	150			$^\circ\text{C}$

THERMAL RESISTANCES

SYMBOL	PARAMETER	CONDITIONS	MIN.	TYP.	MAX.	UNIT
$R_{th(j-mb)}$	Thermal resistance junction to mounting base		-	-	2.5	K/W
$R_{th(j-a)}$	Thermal resistance junction to ambient	in free air.	-	60	-	K/W

¹ Neglecting switching and reverse current losses.

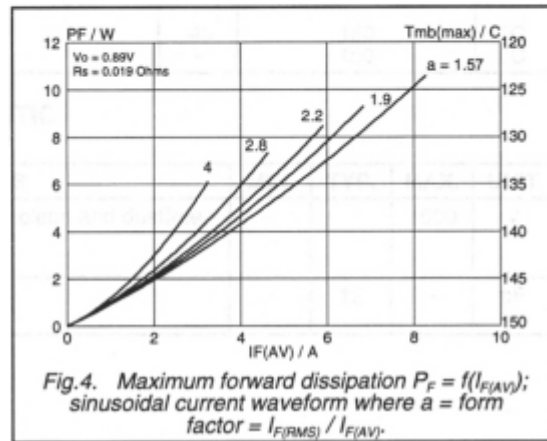
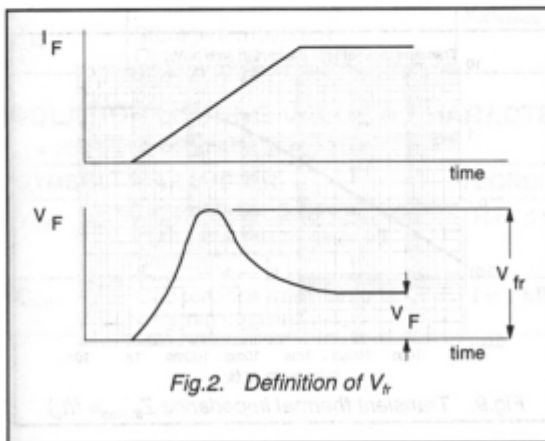
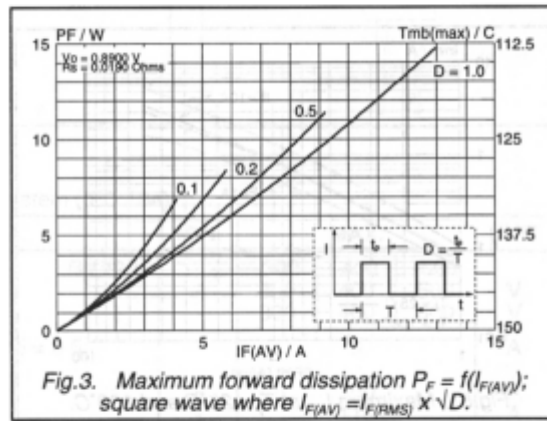
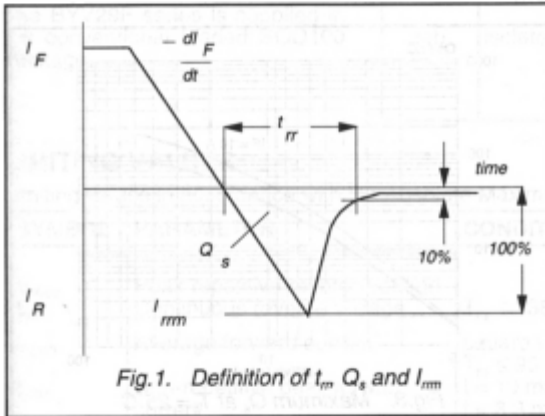
Rectifier diodes
ultrafast

BYV29 series

ELECTRICAL CHARACTERISTICS

$T_j = 25\text{ }^\circ\text{C}$ unless otherwise stated

SYMBOL	PARAMETER	CONDITIONS	MIN.	TYP.	MAX.	UNIT
V_F	Forward voltage	$I_F = 8\text{ A}; T_j = 150\text{ }^\circ\text{C}$	-	0.90	1.03	V
		$I_F = 8\text{ A}$	-	1.05	1.25	V
		$I_F = 20\text{ A}$	-	1.20	1.40	V
I_R	Reverse current	$V_R = V_{RRM}; T_j = 100\text{ }^\circ\text{C}$	-	2.0	50	μA
Q_s	Reverse recovery charge	$I_F = 2\text{ A to } V_R \geq 30\text{ V};$ $di_F/dt = 20\text{ A}/\mu\text{s}$	-	40	60	nC
t_{rr}	Reverse recovery time	$I_F = 1\text{ A to } V_R \geq 30\text{ V};$ $di_F/dt = 100\text{ A}/\mu\text{s}$	-	50	60	ns
I_{rm}	Peak reverse recovery current	$I_F = 10\text{ A to } V_R \geq 30\text{ V};$ $di_F/dt = 50\text{ A}/\mu\text{s}; T_j = 100\text{ }^\circ\text{C}$	-	4.0	5.5	A
V_{fr}	Forward recovery voltage	$I_F = 10\text{ A}; di_F/dt = 10\text{ A}/\mu\text{s}$	-	2.5	-	V



Rectifier diodes
ultrafast

BYV29 series

